2017.9.19

F&B Morning Talk

MERITZ 메리츠종금증권

음식료
Analyst 김정욱
02. 6098-6689
6414@meritz.co.kr

국제 곡물 가격/중국 아미노산 가격		단위	현재가 09.18	1D	1W	1M	3M	YTD	% YoY	52w high	52w low
CBOT	옥수수	¢/부셸	352	-0.9%	1.7%	-0.1%	-8.5%	-0.1%	4.3%	-10.4%	6.8%
	소맥	¢/부셸	444	-1.2%	7.6%	6.6%	-4.7%	8.7%	10.0%	-17.8%	19.4%
	대두	¢/부셸	968	-0.1%	1.4%	3.2%	3.1%	-2.9%	0.2%	-10.0%	7.1%
	대두유	¢/lb	34.2	-1.1%	-1.7%	1.7%	3.3%	-0.7%	6.9%	-9.4%	10.3%
NYBOT	원당	¢/lb	14.3	-1.6%	0.1%	6.7%	6.5%	-26.7%	-34.3%	-39.9%	14.0%
	오렌지	USD/lb	151	1.1%	-1.8%	7.9%	6.8%	-23.6%	-23.1%	-35.0%	20.6%
	커피	USD/lb	139	-0.8%	6.4%	8.5%	12.5%	1.4%	-5.5%	-20.3%	22.5%
DALIAN Ex	대두	RMB/톤	3,710	-1.2%	-0.7%	-2.2%	-2.3%	-15.1%	5.1%	-16.2%	5.1%
	대두박	RMB/톤	2,763	-0.1%	0.3%	-0.4%	6.8%	-9.5%	-10.8%	-25.4%	9.1%
	옥수수	RMB/톤	1,654	0.0%	-0.5%	-2.4%	1.8%	10.2%	-8.8%	-8.8%	15.2%
Mal Ex	팜유	USD/톤	2,834	-1.8%	1.1%	5.9%	6.7%	-11.9%	0.0%	-14.3%	9.8%
중국축산	라이신	RMB/kg	10.1	0.0%	0.5%	17.5%	23.3%	-13.7%	20.4%	-34.1%	28.8%
	라이신(Feed Trade)	RMB/kg	9.7	0.0%	-0.3%	14.2%	19.1%	-15.0%	14.9%	-39.2%	24.1%
	라이신(CJ중국호가)	RMB/kg	9.8	0.0%	0.0%	3.2%	3.2%	-30.0%	0.0%	-30.0%	8.9%
	메티오닌	RMB/kg	24.5	0.0%	0.0%	10.1%	21.6%	-5.8%	-8.1%	-8.4%	23.4%
	쓰레오닌	RMB/kg	14.5	0.0%	1.8%	52.6%	56.1%	34.9%	20.8%	0.0%	61.1%
	트립토판	RMB/kg	95.0	3.3%	18.8%	30.1%	33.8%	31.0%	58.3%	0.0%	86.3%
	돼지고기	RMB/kg	21.6	0.0%	0.1%	2.5%	4.6%	-9.7%	-12.7%	-12.7%	4.6%
기타	참치어가(Atuna)	USD/톤	2,150	0.0%	0.0%	10.3%	15.0%	34.4%	34.4%	48.3%	0.0%
	육계(협회 평균가)	KRW/kg	1,290	8.4%	8.4%	-27.9%	-13.4%	0.0%	-18.9%	-50.2%	8.4%
	돈육(협회 도매가)	KRW/kg	5,649	3.7%	-4.8%	3.8%	2.4%	50.4%	29.5%	-5.0%	50.4%

주요 제품 가격 동향 [전일비]

F&B 가격 동향

라이신 가격 유지
기타아미노산 가격 상승

라이신	10.1	0.0%
라이신(Feed)	9.7	0.0%
라이신(CJCJ)	9.8	0.0%
DL-메티오닌	24.5	0.0%
L-메티오닌	24.3	0.0%
쓰레오닌	14.5	0.0%
트립토판	95.0	+3.3%
옥수수(CBOT)	352	-0.9%
소맥(CBOT)	444	-1.2%
대두(CBOT)	968	-0.1%
대두유(CBOT)	34.2	-1.1%
원당(NYBOT)	14.3	-1.6%
참치(ATUNA)	2,150	0.0%
육계(국내)	1,290	+8.4%
돈육(국내)	5,649	+3.7%

음식료 주요 News

(전자담배) 국회 기재위, 21일 개별소비세 개정안 의결 추진 (머니투데이)

글로벌 주가 동향		단위	현재가	1D	1W	1M	3M	YTD	% YoY	52w high	52w low	Mkt Cap	PER(x)	PBR(x)	ROE(%)	EV/EBITDA(x)
아미노산	CJ제일제당	KRW	350,500	0.0%	0.3%	-1.3%	-7.6%	-2.0%	-4.4%	-10.2%	4.6%	4,616	15.9	1.4	8.3	9.4
	Ajinomoto	JPY	2,158	0.0%	2.7%	-2.7%	-13.0%	-8.3%	-2.9%	-14.2%	6.3%	1,234	25.6	2.0	8.4	11.1
	ADM	USD	44.1	0.6%	4.1%	6.8%	3.6%	-3.4%	4.9%	-7.6%	9.4%	25	17.0	1.5	8.7	10.3
	Meihua	CNY	6.6	0.2%	-2.1%	8.6%	17.7%	0.9%	7.0%	-13.8%	19.4%	20	16.7	2.2	10.9	9.7
	GBT	HKD	0.2	-6.6%	5.4%	0.6%	2.0%	-28.4%	-4.9%	-40.0%	20.0%	1.0	-	-	-	-
	Evonik	EUR	29	0.8%	4.3%	6.7%	-0.7%	3.0%	-0.1%	-8.4%	13.8%	14	14.7	1.9	11.4	7.3
중국 F&B	오리온	KRW	97,000	0.4%	11.1%	1.7%	-	-	-	0.0%	20.5%	3,835	-	-	-	-
	Tingyi	HKD	12.0	0.5%	7.5%	8.3%	32.0%	27.7%	34.2%	-0.2%	43.8%	67	36.0	2.1	8.7	10.5
	Want Want	HKD	5.4	0.2%	1.7%	-3.1%	2.3%	8.2%	10.5%	-7.9%	15.5%	67	18.1	4.1	23.9	10.5
	Tsingtao Brewery	HKD	32.1	1.9%	2.4%	-7.6%	-8.8%	9.6%	13.0%	-14.9%	13.0%	47	26.1	2.1	8.4	11.8
	China Mengniu	HKD	21	1.0%	7.3%	26.1%	36.6%	39.9%	41.8%	0.0%	49.7%	82	27.5	3.0	11.1	14.7
담배	KT&G	KRW	104,000	-1.9%	-4.6%	-8.8%	-13.3%	3.0%	-10.7%	-17.8%	8.9%	14,278	12.1	1.8	15.6	7.1
	Philip Morris	USD	116.1	0.3%	-0.8%	0.7%	-4.7%	26.9%	17.4%	-5.5%	32.9%	180	24.0	-	-	16.8
	British American	GBP	4,704	-0.8%	-4.3%	-1.0%	-14.5%	1.8%	-0.2%	-16.6%	10.5%	108	16.8	5.3	42.1	14.7
	Japan Tobacco	JPY	3,696	0.0%	1.1%	-2.8%	-10.2%	-3.9%	-6.6%	-12.5%	2.2%	7,392	16.1	2.5	16.8	10.8
주류	Ambev	BRL	21.2	-1.2%	5.5%	7.3%	19.2%	29.3%	9.1%	-1.2%	34.0%	333	28.9	7.4	24.9	16.4
	Heineken	EUR	87.6	-0.1%	-0.4%	0.9%	0.0%	22.9%	13.2%	-1.8%	28.9%	50	22.6	3.5	16.6	11.8
	Asahi	JPY	4,560	0.0%	-1.1%	-2.5%	4.3%	23.6%	27.7%	-4.8%	32.9%	2,205	18.3	2.2	13.0	13.4
	하이트진로	KRW	24,850	-1.8%	-1.4%	-3.1%	2.9%	17.8%	7.8%	-5.0%	24.9%	1,743	39.2	1.4	3.5	12.5
	롯데칠성	KRW	1,499,000	-0.9%	-0.4%	-2.3%	-15.1%	2.7%	-1.4%	-21.4%	8.2%	1,855	53.2	0.9	1.6	8.0
	무학	KRW	18,150	-1.9%	-6.0%	-13.4%	-23.7%	-20.6%	-25.0%	-31.4%	0.0%	517	10.4	1.0	9.6	4.3
글로벌 F&B	Danone	EUR	67.1	-0.2%	-0.5%	1.3%	-0.5%	11.4%	4.9%	-3.4%	15.7%	45	19.7	3.0	15.0	14.6
	Kraft Foods	USD	88.2	0.0%	0.0%	0.0%	0.0%	0.0%	0.0%	0.0%	0.0%	52	23.4	10.2	43.1	12.3
	Starbucks	USD	54.7	0.0%	2.2%	3.8%	-9.1%	-1.5%	1.8%	-15.3%	5.6%	79	26.5	13.1	43.7	14.7
	Nestle SA	CHF	81.3	0.4%	0.7%	0.5%	-2.6%	11.2%	5.9%	-5.1%	20.7%	253	23.3	3.7	15.9	15.9
	Coca Cola	USD	46.1	-0.2%	-0.4%	1.0%	1.8%	11.2%	9.4%	-1.6%	14.8%	197	24.4	9.6	35.1	19.4
	Pepsi Co	USD	115.0	0.1%	0.0%	-2.2%	-1.6%	9.9%	9.2%	-3.5%	16.1%	164	22.3	12.5	60.9	14.2
	Nissin Food	JPY	7,020	0.0%	2.6%	3.4%	-2.6%	14.3%	15.1%	-4.5%	27.9%	825	31.3	2.1	6.9	18.1
	Toyo Suisan	JPY	4,165	0.0%	2.1%	4.6%	-4.8%	-1.7%	-3.3%	-6.9%	6.7%	462	20.4	1.6	7.4	8.8
국내 F&B	농심	KRW	350,500	-0.8%	3.4%	3.4%	-1.4%	5.4%	15.5%	-4.5%	23.6%	2,132	20.5	1.1	5.7	8.0
	오뚜기	KRW	740,000	-1.2%	-1.1%	-4.3%	-12.9%	11.8%	8.3%	-16.4%	20.3%	2,546	19.7	2.3	11.9	12.3
	대상	KRW	23,000	-0.4%	-0.4%	-5.9%	-15.8%	-12.9%	-20.3%	-23.3%	1.8%	797	11.0	0.9	8.3	8.0
	풀무원	KRW	121,500	0.4%	-2.0%	-6.2%	-12.9%	-13.5%	-0.4%	-16.5%	2.5%	463	11.1	1.7	14.1	6.7
	매일유업	KRW	70,300	-1.1%	-2.1%	-4.0%	-	-	-	-17.5%	0.6%	535	-	-	-	-
	동원F&B	KRW	196,500	0.3%	-1.3%	-3.9%	-15.1%	-0.8%	-7.1%	-27.8%	2.6%	758	13.6	1.3	9.6	9.1
	동원산업	KRW	275,500	-0.9%	-3.8%	0.2%	-16.9%	-24.2%	-1.8%	-25.3%	4.0%	927	8.1	1.0	13.5	6.9
	롯데제과	KRW	198,500	-1.7%	0.0%	1.8%	-4.1%	11.2%	22.5%	-12.7%	22.5%	2,821	34.1	1.1	3.2	7.2
	크라운제과	KRW	18,450	0.0%	0.8%	-3.1%	-1.6%	-	-	-23.8%	1.7%	231	-	-	-	-
	빙그레	KRW	59,100	-0.5%	0.7%	-3.7%	-13.8%	-7.4%	8.8%	-19.0%	8.8%	582	22.4	1.1	4.9	5.5
식자재유통	Sysco	USD	53.9	0.5%	1.9%	5.4%	-0.8%	-2.6%	9.2%	-4.7%	14.1%	28	21.8	11.7	43.4	11.3
	MARR	EUR	22.0	0.4%	0.3%	3.8%	0.9%	26.8%	26.1%	-3.7%	37.5%	1.5	22.8	4.8	21.9	14.3
	CJ프레시웨이	KRW	39,200	-4.6%	2.0%	-14.6%	-0.8%	0.5%	-1.6%	-17.0%	27.3%	465	33.0	2.7	7.0	11.5
	신세계푸드	KRW	130,500	0.0%	-1.1%	-8.1%	-21.1%	-11.5%	-10.6%	-26.5%	7.0%	505	21.6	1.6	7.6	9.4
	현대그린푸드	KRW	15,850	-2.2%	-1.9%	-8.1%	-11.5%	2.9%	-7.0%	-14.8%	4.3%	1,549	13.7	1.0	7.5	6.5
	롯데푸드	KRW	616,000	-0.6%	1.5%	2.0%	-4.5%	-5.1%	-5.4%	-13.7%	6.2%	844	14.5	0.9	6.0	-
	SPC삼립	KRW	142,000	-3.7%	-6.3%	-8.4%	-27.9%	-16.2%	-21.1%	-36.5%	0.0%	1,225	21.9	3.8	18.1	13.3

F&B Chart

↑ • 시총 단위는 십억, 백만 자료: Bloomberg

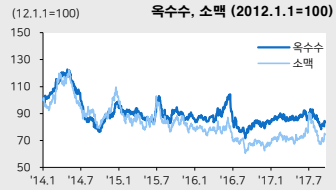

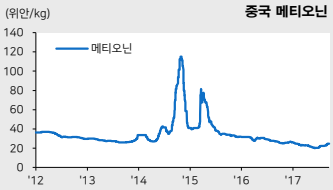

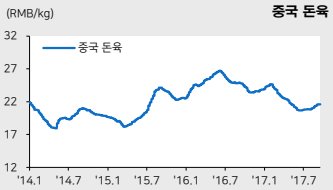

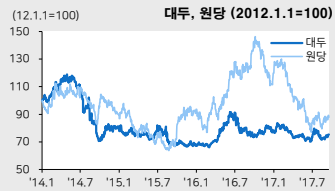

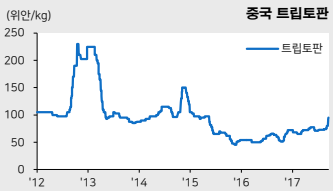

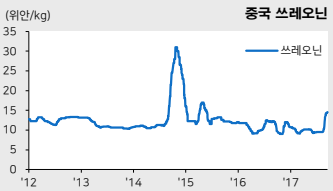

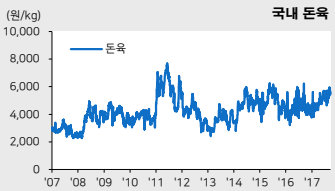

동 자료는 작성일 현재 사전고지와 관련한 사항이 없습니다. 당사는 동 자료에 언급된 종목과 계열회사의 관계가 없으며 2017년 9월 19일 현재 동 자료에 언급된 종목의 유가증권(DR, CB, IPO, 시장조성 등) 발행 관련하여 지난 6개월 간 주간사로 참여하지 않았습니다. 당사는 2017년 9월 19일 현재 동 자료에 언급된 종목의 지분을 1%이상 보유하고 있지 않습니다. 당사의 조사분석 담당자는 2017년 9월 19일 현재 동 자료에 언급된 종목의 지분을 보유하고 있지 않습니다.본 자료에 게재된 내용들은 본인의 의견을 정확하게 반영하고 있으며, 외부의 부당한 압력이나 간섭없이 작성되었음을 확인합니다. (작성자: 김정욱) 동 자료는 투자자들의 투자판단에 참고가 되는 정보제공을 목적으로 배포되는 자료입니다. 동 자료에 수록된 내용은 당사 리서치센터의 추정치로서 오차가 발생할 수 있으며 정확성이나 완벽성은 보장하지 않습니다. 동 자료를 이용하시는 분은 동 자료와 관련한 투자의 최종 결정은 자신의 판단으로 하시기 바랍니다.