2017.9.8

F&B Morning Talk

MERITZ 메리츠종금증권

음식료
Analyst 김정욱
02. 6098-6689
6414@meritz.co.kr

국제 곡물 가격/중국 아미노산 가격		단위	현재가 09.07	1D	1W	1M	3M	YTD	% YoY	52w high	52w low
CBOT	옥수수	¢/부셸	342	-1.5%	-0.1%	-7.6%	-9.4%	-2.9%	6.5%	-12.9%	7.0%
	소맥	¢/부셸	414	-2.0%	0.8%	-9.5%	-5.1%	1.3%	10.2%	-23.3%	11.3%
	대두	¢/부셸	963	-0.1%	2.9%	0.0%	4.3%	-3.3%	-2.9%	-10.4%	6.6%
	대두유	¢/lb	35.1	-0.4%	1.1%	3.8%	11.8%	1.9%	6.9%	-7.0%	13.1%
NYBOT	원당	¢/lb	14.0	-1.8%	-2.6%	1.8%	0.4%	-28.1%	-30.9%	-41.1%	11.8%
	오렌지	USD/lb	150	3.4%	9.2%	14.3%	13.4%	-24.1%	-21.4%	-35.4%	19.8%
	커피	USD/lb	128	1.0%	-0.2%	-10.4%	1.9%	-6.7%	-16.9%	-26.6%	12.7%
DALIAN Ex	대두	RMB/톤	3,738	0.0%	-0.8%	-3.3%	-0.8%	-14.5%	7.4%	-15.5%	7.4%
	대두박	RMB/톤	2,750	0.0%	1.0%	-2.5%	4.6%	-9.9%	-11.7%	-25.7%	8.6%
	옥수수	RMB/톤	1,654	0.0%	1.5%	-0.7%	0.2%	10.2%	-11.5%	-12.6%	15.2%
Mal Ex	팜유	USD/톤	2,768	1.8%	3.3%	5.5%	1.1%	-14.0%	-3.5%	-16.3%	7.3%
중국축산	라이신	RMB/kg	9.4	0.0%	0.0%	8.0%	15.3%	-19.3%	0.0%	-38.4%	20.5%
	라이신(Feed Trade)	RMB/kg	9.5	0.0%	6.1%	11.7%	18.0%	-16.1%	11.4%	-40.0%	22.5%
	라이신(CJ중국호가)	RMB/kg	9.5	0.0%	0.0%	0.0%	0.0%	-32.1%	-3.1%	-32.1%	5.6%
	메티오닌	RMB/kg	23.5	0.0%	0.0%	5.6%	16.6%	-9.6%	-13.0%	-13.0%	18.4%
	쓰레오닌	RMB/kg	12.9	0.0%	0.0%	35.8%	35.8%	20.0%	5.3%	0.0%	43.3%
	트립토판	RMB/kg	74.0	0.0%	0.0%	1.4%	-4.5%	2.1%	16.5%	-4.5%	45.1%
	돼지고기	RMB/kg	21.6	0.0%	0.8%	3.0%	4.0%	-9.9%	-13.4%	-13.4%	4.5%
기타	참치어가(Atuna)	USD/톤	2,100	0.0%	0.0%	7.7%	13.5%	31.3%	31.3%	44.8%	0.0%
	육계(협회 평균가)	KRW/kg	1,190	-7.8%	-25.2%	-20.1%	-48.0%	-7.8%	-20.1%	-54.1%	0.0%
	돈육(협회 도매가)	KRW/kg	5,798	1.5%	8.1%	9.8%	4.9%	54.4%	6.8%	-6.7%	54.4%

주요 제품 가격 동향 [전일비]

F&B 가격 동향

라이신 가격 유지
기타아미노산 가격 유지

라이신	9.4	0.0%
라이신(Feed)	9.5	0.0%
라이신(CJCJ)	9.5	0.0%
DL-메티오닌	23.5	0.0%
L-메티오닌	22.3	0.0%
쓰레오닌	12.9	0.0%
트립토판	74.0	0.0%
옥수수(CBOT)	342	-1.5%
소맥(CBOT)	414	-2.0%
대두(CBOT)	963	-0.1%
대두유(CBOT)	35.1	-0.4%
원당(NYBOT)	14.0	-1.8%
참치(ATUNA)	2,100	0.0%
육계(국내)	1,190	-7.8%
돈육(국내)	5,798	+1.5%

음식료 주요 News

(선진) 시설/운영자금 마련 위해 1,129억원 규모 유상증자. 750만주를 15,050원에 46.1% 증자 (연합인포맥스)

(삼다수) 위탁판매 우선협상업체 광동제약과 LG생활건강 선정 (머니투데이)

(매일유업) 자회사 엠즈비버리지, 일본 프리미엄 맥주 '에비스' 국내 출시. 가격은 350ml 3,900원, 500ml 4,700원 (머니투데이)

(아이코스) 신라면세점 인천공항점, 8일부터 아이코스와 전용담배 히츠 판매. 기기는 100달러, 히츠(보루) 33달러 (한국경제)

글로벌 주가 동향		단위	현재가	1D	1W	1M	3M	YTD	% YoY	52w high	52w low	Mkt Cap	PER(x)	PBR(x)	ROE(%)	EV/EBITDA(x)
아미노산	CJ제일제당	KRW	350,000	1.2%	-2.6%	-2.1%	-9.6%	-2.1%	-9.1%	-10.4%	4.5%	4,609	15.9	1.4	8.3	9.4
	Ajinomoto	JPY	2,126	-0.1%	-2.3%	-4.5%	-11.9%	-9.7%	-6.1%	-15.5%	4.7%	1,216	25.2	2.0	8.4	11.0
	ADM	USD	42.6	0.4%	1.7%	0.4%	1.5%	-6.7%	-3.1%	-10.8%	5.7%	24	16.4	1.4	8.7	10.0
	Meihua	CNY	6.6	-2.1%	8.9%	9.1%	19.3%	1.5%	3.3%	-13.2%	20.1%	21	16.8	2.2	10.9	9.8
	GBT	HKD	0.1	2.1%	5.7%	-2.6%	0.7%	-32.1%	-8.1%	-43.1%	13.8%	0.9	-	-	-	-
	Evonik	EUR	28	1.0%	2.6%	1.2%	-10.5%	-1.4%	-7.6%	-12.3%	8.9%	13	14.0	1.8	11.4	7.1
중국 F&B	오리온	KRW	86,900	0.7%	-3.8%	1.5%	-	-	-	-8.9%	8.0%	3,435	-	-	-	-
	Tingyi	HKD	11.0	0.7%	5.6%	8.1%	13.8%	16.4%	31.5%	-1.3%	33.1%	62	32.8	1.8	8.7	9.8
	Want Want	HKD	5.2	0.2%	-1.5%	-1.9%	-7.5%	4.8%	0.4%	-10.8%	11.8%	65	17.3	4.0	24.1	10.4
	Tsingtao Brewery	HKD	31.6	-0.3%	-5.4%	-6.7%	-12.4%	7.7%	6.9%	-16.3%	11.1%	47	25.4	2.0	8.4	11.8
	China Mengniu	HKD	19	1.2%	10.0%	23.7%	19.7%	27.7%	22.0%	-2.1%	36.7%	75	24.7	2.7	11.1	13.3
담배	KT&G	KRW	108,500	-0.5%	-6.5%	-4.4%	-4.0%	7.4%	-8.4%	-14.2%	13.6%	14,896	12.7	1.9	15.6	7.5
	Philip Morris	USD	118.9	0.3%	2.1%	2.6%	-2.5%	30.0%	16.2%	-3.2%	36.2%	185	24.6	-	-	17.1
	British American	GBP	4,904	1.9%	3.1%	-3.0%	-12.1%	6.1%	2.7%	-13.1%	15.1%	112	17.5	5.5	42.1	15.3
	Japan Tobacco	JPY	3,719	0.5%	-0.5%	-2.6%	-11.1%	-3.3%	-9.4%	-12.0%	2.9%	7,438	16.2	2.5	16.8	10.9
주류	Ambev	BRL	20.1	0.0%	1.3%	4.0%	6.5%	22.7%	0.6%	0.0%	27.2%	316	27.1	7.0	24.9	15.4
	Heineken	EUR	87.4	0.1%	0.5%	-0.8%	-0.6%	22.7%	8.3%	-2.0%	28.6%	50	22.5	3.4	16.6	11.8
	Asahi	JPY	4,710	-0.3%	-1.5%	1.2%	4.7%	27.6%	32.1%	-1.6%	37.3%	2,278	19.0	2.3	13.0	13.6
	하이트진로	KRW	25,800	5.1%	-0.6%	9.1%	6.8%	22.3%	15.2%	-1.3%	29.6%	1,809	40.7	1.4	3.5	12.9
	롯데칠성	KRW	1,510,000	-0.3%	-4.0%	-0.9%	-20.5%	3.4%	-4.7%	-20.8%	9.0%	1,868	53.6	0.9	1.6	8.1
	무학	KRW	19,350	0.3%	-4.2%	-11.2%	-23.4%	-15.3%	-20.7%	-26.8%	0.3%	551	11.1	1.0	9.6	4.7
글로벌 F&B	Danone	EUR	66.8	-0.1%	0.9%	-1.1%	-0.5%	11.0%	-3.5%	-4.3%	15.2%	45	19.6	3.0	15.1	14.5
	Kraft Foods	USD	88.2	0.0%	0.0%	0.0%	0.0%	0.0%	0.0%	0.0%	0.0%	52	23.4	10.2	43.1	12.3
	Starbucks	USD	53.5	-1.5%	-1.9%	-3.9%	-16.8%	-3.7%	-4.6%	-17.2%	3.3%	77	26.0	12.8	43.7	14.3
	Nestle SA	CHF	80.9	0.4%	-0.1%	-2.8%	-2.5%	10.7%	2.1%	-5.6%	20.1%	252	23.2	3.7	16.0	15.8
	Coca Cola	USD	46.3	0.7%	2.0%	1.4%	0.6%	11.6%	5.7%	0.0%	15.2%	197	24.5	9.4	34.2	19.4
	Pepsi Co	USD	117.0	0.6%	1.6%	0.0%	-0.8%	11.8%	8.4%	-1.8%	18.1%	167	22.7	12.7	60.9	14.4
	Nissin Food	JPY	6,860	0.9%	0.4%	-3.5%	-5.6%	11.7%	13.4%	-6.7%	25.0%	806	30.6	2.0	6.9	17.7
	Toyo Suisan	JPY	4,070	0.7%	-0.2%	1.6%	-8.1%	-3.9%	-7.3%	-9.1%	4.2%	451	19.9	1.6	7.4	8.5
국내 F&B	농심	KRW	345,000	4.7%	3.4%	9.7%	-2.1%	3.8%	12.7%	-6.0%	21.7%	2,099	20.0	1.1	5.7	7.8
	오뚜기	KRW	744,000	0.0%	-3.0%	-2.7%	-11.1%	12.4%	4.8%	-15.9%	21.0%	2,559	19.8	2.3	11.9	12.4
	대상	KRW	23,250	0.2%	-3.7%	-8.5%	-17.6%	-11.9%	-25.0%	-25.0%	0.6%	806	11.1	0.9	8.3	8.0
	풀무원	KRW	124,500	2.9%	-0.4%	1.2%	-9.8%	-11.4%	-0.4%	-14.4%	5.1%	474	11.1	1.7	14.1	6.7
	매일유업	KRW	72,200	0.8%	-1.6%	-4.9%	-	-	-	-15.3%	2.8%	538	-	-	-	-
	동원F&B	KRW	198,500	1.0%	-3.2%	-7.9%	-22.2%	0.3%	-1.0%	-27.0%	3.7%	766	13.7	1.3	9.6	9.2
	동원산업	KRW	293,000	3.9%	1.4%	2.3%	-10.8%	-19.4%	3.0%	-20.6%	10.6%	985	8.6	1.1	13.5	7.2
	롯데제과	KRW	195,500	-0.8%	-2.5%	-2.0%	-8.6%	9.5%	14.3%	-14.1%	20.7%	2,779	33.6	1.0	3.2	7.1
	크라운제과	KRW	18,550	-0.3%	-0.8%	-14.5%	-4.6%	-	-	-23.3%	2.2%	232	-	-	-	-
	빙그레	KRW	59,300	-0.8%	-2.5%	-9.3%	-16.4%	-7.1%	6.1%	-18.8%	9.4%	584	22.5	1.1	4.9	5.6
식자재유통	Sysco	USD	53.1	0.4%	0.8%	1.2%	-4.3%	-4.1%	-0.7%	-6.2%	12.4%	28	21.5	11.5	43.4	11.2
	MARR	EUR	21.5	0.2%	3.7%	-0.4%	-0.8%	24.0%	22.0%	-5.9%	34.4%	1.4	22.3	4.7	21.9	14.0
	CJ프레시웨이	KRW	39,000	2.0%	-9.8%	-7.4%	-12.3%	0.0%	-4.5%	-17.5%	26.6%	463	32.8	2.7	7.0	11.5
	신세계푸드	KRW	133,500	3.5%	-3.3%	-11.0%	-24.1%	-9.5%	-8.2%	-24.8%	9.4%	517	22.1	1.6	7.6	9.6
	현대그린푸드	KRW	16,400	0.3%	-5.7%	-8.4%	-11.6%	6.5%	-2.7%	-11.8%	7.9%	1,602	14.1	1.0	7.5	6.8
	롯데푸드	KRW	612,000	1.2%	-1.4%	4.1%	-9.7%	-5.7%	-10.0%	-14.3%	5.5%	838	14.4	0.8	6.0	-
	SPC삼립	KRW	153,000	0.3%	-4.7%	-5.6%	-29.3%	-9.7%	-19.0%	-31.5%	3.7%	1,320	23.6	4.1	18.1	14.1

F&B Chart

↑ • 시총 단위는 십억, 백만

자료: Bloomberg

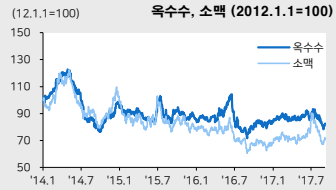

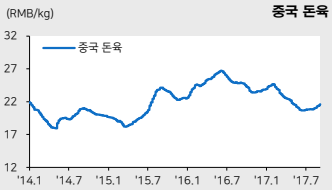

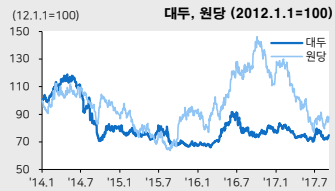

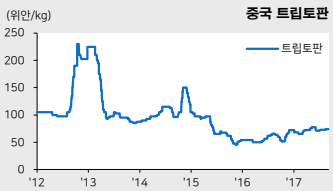

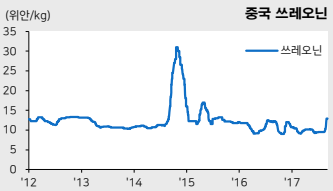

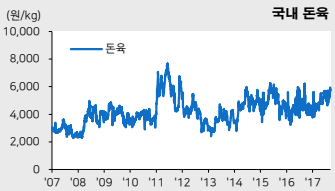

동 자료는 작성일 현재 사전고지와 관련한 사항이 없습니다. 당사는 동 자료에 언급된 종목과 계열회사의 관계가 없으며 2017년 9월 8일 현재 동 자료에 언급된 종목의 유가증권(DR, CB, IPO, 시장조성 등) 발행 관련하여 지난 6개월 간 주간사로 참여하지 않았습니다. 당사는 2017년 9월 8일 현재 동 자료에 언급된 종목의 지분을 1%이상 보유하고 있지 않습니다. 당사의 조사분석 담당자는 2017년 9월 8일 현재 동 자료에 언급된 종목의 지분을 보유하고 있지 않습니다.본 자료에 게재된 내용들은 본인의 의견을 정확하게 반영하고 있으며, 외부의 부당한 압력이나 간섭없이 작성되었음을 확인합니다. (작성자: 김정욱) 동 자료는 투자자들의 투자판단에 참고가 되는 정보제공을 목적으로 배포되는 자료입니다. 동 자료에 수록된 내용은 당사 리서치센터의 추정치로서 오차가 발생할 수 있으며 정확성이나 완벽성은 보장하지 않습니다. 동 자료를 이용하시는 분은 동 자료와 관련한 투자의 최종 결정은 자신의 판단으로 하시기 바랍니다.