2017.8.31

F&B Morning Talk

MERITZ 메리츠종금증권

음식료
Analyst 김정욱
02. 6098-6689
6414@meritz.co.kr

국제 곡물 가격/중국 아미노산 가격		단위	현재가 08.30	1D	1W	1M	3M	YTD	% YoY	52w high	52w low
CBOT	옥수수	¢/부셸	330	-1.2%	-3.7%	-11.1%	-12.0%	-6.4%	8.4%	-16.0%	9.3%
	소맥	¢/부셸	404	0.2%	0.1%	-15.0%	-7.9%	-1.1%	11.1%	-25.2%	11.8%
	대두	¢/부셸	923	-0.8%	-1.3%	-7.2%	-0.4%	-7.4%	-4.4%	-14.1%	2.1%
	대두유	¢/lb	34.3	0.1%	-1.1%	-1.1%	8.6%	-0.3%	4.9%	-9.0%	10.7%
NYBOT	원당	¢/lb	13.9	0.7%	1.8%	-6.7%	-7.6%	-28.7%	-32.2%	-41.6%	10.8%
	오렌지	USD/lb	134	2.0%	-1.0%	1.4%	-3.7%	-32.6%	-29.3%	-42.7%	6.4%
	커피	USD/lb	127	-0.3%	0.6%	-8.8%	-3.2%	-7.4%	-12.3%	-27.2%	11.9%
DALIAN Ex	대두	RMB/톤	3,782	-0.5%	-1.1%	-0.5%	0.9%	-13.5%	3.8%	-14.6%	8.6%
	대두박	RMB/톤	2,745	-0.7%	-0.4%	-4.4%	-0.2%	-10.1%	-11.2%	-25.9%	8.4%
	옥수수	RMB/톤	1,644	-1.3%	-3.8%	-0.4%	1.0%	9.5%	-6.2%	-13.7%	14.5%
Mal Ex	팜유	USD/톤	2,680	0.0%	-1.6%	0.3%	-3.8%	-16.7%	-3.9%	-18.9%	3.9%
중국축산	라이신	RMB/kg	9.3	3.3%	6.9%	6.3%	9.4%	-20.2%	0.0%	-39.0%	19.2%
	라이신(Feed Trade)	RMB/kg	9.0	4.7%	6.8%	5.6%	6.5%	-20.7%	-4.3%	-43.3%	15.8%
	라이신(CJ중국호가)	RMB/kg	9.5	0.0%	0.0%	0.0%	0.0%	-32.1%	-3.1%	-32.1%	5.6%
	메티오닌	RMB/kg	23.5	0.0%	3.3%	5.6%	13.3%	-9.6%	-13.8%	-13.8%	18.4%
	쓰레오닌	RMB/kg	12.2	0.0%	18.0%	27.9%	20.9%	13.0%	0.0%	-0.8%	35.0%
	트립토판	RMB/kg	74.0	0.0%	0.0%	1.4%	-4.5%	2.1%	16.5%	-4.5%	45.1%
	돼지고기	RMB/kg	21.4	0.0%	0.6%	2.7%	1.6%	-10.6%	-13.7%	-14.1%	3.7%
기타	참치어가(Atuna)	USD/톤	2,100	0.0%	7.7%	7.7%	20.0%	31.3%	31.3%	44.8%	0.0%
	육계(협회 평균가)	KRW/kg	1,490	7.2%	25.2%	-11.8%	-42.5%	15.5%	-28.7%	-42.5%	25.2%
	돈육(협회 도매가)	KRW/kg	5,505	-0.9%	0.1%	18.6%	5.2%	46.6%	7.0%	-11.4%	46.6%

주요 제품 가격 동향 [전일비]

F&B 가격 동향

라이신 가격 상승
기타아미노산 가격 유지

라이신	9.3	+3.3%
라이신(Feed)	9.0	+4.7%
라이신(CJCJ)	9.5	0.0%
DL-메티오닌	23.5	0.0%
L-메티오닌	22.3	0.0%
쓰레오닌	12.2	0.0%
트립토판	74.0	0.0%
옥수수(CBOT)	330	-1.2%
소맥(CBOT)	404	+0.2%
대두(CBOT)	923	-0.8%
대두유(CBOT)	34.3	+0.1%
원당(NYBOT)	13.9	+0.7%
참치(ATUNA)	2,100	0.0%
육계(국내)	1,490	+7.2%
돈육(국내)	5,505	-0.9%

음식료 주요 News

(헤태제과) 만두 신제품 '불낙교자' 9월 중 대형마트 등에 출시 (세계일보)

(오리온) 이화경 부회장, 회사 미술품 횡령 공소사실 인정 (연합뉴스)

(참치) 이탈리아 참치 브랜드 '리오마레', 9월 1일 압구정 갤러리아 백화점서 런칭 (연합뉴스)

(남양유업) 홈페이지 해킹당해 회원 정보 100만건 유출 (한국경제)

(삼양식품) 불닭볶음면 소스만 따로 출시. 10팩에 1세트이며 가격 미정 (인사이트)

글로벌 주가 동향		단위	현재가	1D	1W	1M	3M	YTD	% YoY	52w high	52w low	Mkt Cap	PER(x)	PBR(x)	ROE(%)	EV/EBITDA(x)
아미노산	CJ제일제당	KRW	359,500	0.4%	2.6%	-2.2%	-5.4%	0.6%	-7.2%	-8.2%	7.3%	4,734	16.3	1.4	8.3	9.4
	Ajinomoto	JPY	2,176	0.2%	0.6%	-9.1%	-8.8%	-7.6%	-4.0%	-13.5%	7.2%	1,244	25.8	2.0	8.4	11.2
	ADM	USD	41.9	0.3%	0.3%	0.2%	-1.4%	-8.3%	-2.3%	-12.3%	3.9%	24	16.0	1.4	8.7	9.9
	Meihua	CNY	6.1	-0.2%	-1.8%	-1.6%	10.3%	-6.7%	-3.5%	-20.3%	10.3%	19	15.4	2.0	10.9	9.1
	GBT	HKD	0.1	-1.4%	-5.4%	-12.5%	-8.5%	-35.8%	-14.1%	-46.2%	7.7%	0.9	-	-	-	-
	Evonik	EUR	27	-0.3%	-2.0%	-5.4%	-10.7%	-3.9%	-10.5%	-14.6%	6.1%	13	13.5	1.8	11.4	7.0
중국 F&B	오리온	KRW	90,300	-0.6%	-3.5%	6.5%	-	-	-	-5.3%	12.2%	3,570	-	-	-	-
	Tingyi	HKD	10.4	-0.2%	2.0%	5.2%	8.2%	10.3%	31.5%	-6.5%	44.8%	58	31.0	1.8	8.7	9.4
	Want Want	HKD	5.3	1.0%	1.9%	-0.4%	-3.6%	6.4%	0.6%	-9.4%	13.5%	66	17.8	4.1	24.1	10.5
	Tsingtao Brewery	HKD	33.4	1.5%	-0.3%	-1.2%	-7.2%	13.8%	25.6%	-11.5%	28.3%	49	26.3	2.2	8.4	14.6
	China Mengniu	HKD	17	1.9%	2.4%	12.2%	10.0%	16.1%	15.8%	-0.3%	24.2%	68	22.9	2.5	11.0	12.9
담배	KT&G	KRW	116,000	0.9%	3.6%	-2.9%	5.0%	14.9%	-1.7%	-8.3%	21.5%	15,926	13.6	2.0	15.6	8.1
	Philip Morris	USD	116.4	-0.1%	0.2%	-1.8%	-2.8%	27.3%	16.1%	-5.3%	33.3%	181	24.1	-	-	16.9
	British American	GBP	4,754	0.0%	-0.4%	-4.2%	-15.0%	2.9%	-1.2%	-15.8%	11.6%	109	16.9	5.4	42.1	14.9
	Japan Tobacco	JPY	3,736	0.6%	-0.1%	-4.1%	-10.5%	-2.8%	-3.2%	-11.6%	3.3%	7,472	16.2	2.6	16.8	11.0
주류	Ambev	BRL	19.9	-0.1%	0.7%	4.1%	4.5%	21.2%	3.3%	-0.6%	25.7%	312	26.8	6.9	24.9	15.2
	Heineken	EUR	87.0	1.0%	-0.3%	-1.6%	-0.4%	22.0%	9.3%	-2.5%	27.9%	50	22.4	3.4	16.6	11.7
	Asahi	JPY	4,784	2.0%	3.5%	6.2%	7.9%	29.6%	40.3%	0.0%	43.0%	2,313	19.3	2.4	12.9	13.8
	하이트진로	KRW	25,950	0.4%	0.2%	8.8%	7.9%	23.0%	19.0%	-0.8%	30.4%	1,820	39.2	1.4	3.7	12.8
	롯데칠성	KRW	1,573,000	0.1%	3.4%	-5.3%	-10.6%	7.7%	0.6%	-17.5%	13.6%	1,946	52.5	0.9	1.7	8.4
	무학	KRW	20,200	0.7%	-2.4%	-12.9%	-20.0%	-11.6%	-14.6%	-23.6%	0.7%	576	11.6	1.1	9.6	5.0
글로벌 F&B	Danone	EUR	66.2	0.2%	-0.9%	4.0%	-0.5%	10.0%	-3.6%	-5.8%	14.2%	44	19.4	2.9	15.0	14.4
	Kraft Foods	USD	88.2	0.0%	0.0%	0.0%	0.0%	0.0%	0.0%	0.0%	0.0%	52	23.4	10.2	43.1	12.3
	Starbucks	USD	54.5	0.8%	0.1%	1.0%	-13.9%	-1.8%	-4.0%	-15.6%	5.3%	79	26.5	13.0	43.7	14.6
	Nestle SA	CHF	81.0	0.4%	-1.2%	-0.9%	-2.3%	10.8%	3.8%	-5.5%	20.3%	252	23.3	3.7	16.0	15.8
	Coca Cola	USD	45.4	-0.1%	-0.5%	-1.3%	0.0%	9.5%	4.2%	-1.8%	13.0%	194	24.0	9.2	34.2	19.1
	Pepsi Co	USD	115.2	-0.6%	-2.3%	-1.3%	-2.3%	10.1%	6.6%	-3.3%	16.3%	164	22.3	12.5	60.9	14.2
	Nissin Food	JPY	6,830	1.3%	1.5%	-2.4%	-1.0%	11.2%	17.2%	-7.1%	24.4%	802	30.4	2.0	6.9	17.6
	Toyo Suisan	JPY	4,080	1.1%	2.6%	-2.2%	-4.8%	-3.7%	-3.8%	-8.8%	4.5%	452	20.0	1.6	7.4	8.5
국내 F&B	농심	KRW	333,500	1.2%	0.5%	4.7%	-1.2%	0.3%	10.2%	-9.1%	17.6%	2,029	19.3	1.1	5.7	7.5
	오뚜기	KRW	767,000	0.1%	2.0%	-3.9%	-7.0%	15.9%	8.0%	-13.3%	24.7%	2,638	20.4	2.3	11.9	12.9
	대상	KRW	24,150	0.8%	1.5%	-6.2%	-13.3%	-8.5%	-23.6%	-25.6%	4.5%	837	11.6	1.0	8.3	8.2
	풀무원	KRW	125,000	0.0%	-4.2%	1.2%	-12.0%	-11.0%	2.9%	-14.1%	5.5%	476	11.1	1.7	14.1	6.7
	매일유업	KRW	73,400	-0.5%	0.5%	-4.1%	-	-	-	-13.8%	4.6%	547	-	-	-	-
	동원F&B	KRW	205,000	-1.4%	-0.5%	-7.7%	-19.3%	3.5%	1.2%	-24.6%	7.0%	791	13.8	1.3	9.8	9.3
	동원산업	KRW	289,000	5.7%	5.3%	4.9%	-13.1%	-20.5%	-0.2%	-21.7%	9.1%	972	8.5	1.1	13.5	7.1
	롯데제과	KRW	200,500	0.0%	3.6%	-2.7%	-6.1%	12.3%	16.2%	-11.9%	23.8%	2,850	34.5	1.1	3.2	7.4
	크라운제과	KRW	18,700	0.3%	0.5%	-12.2%	2.7%	-	-	-22.7%	3.0%	234	-	-	-	-
	빙그레	KRW	60,800	1.0%	-0.3%	-10.3%	-12.6%	-4.7%	8.2%	-16.7%	12.2%	599	22.0	1.1	5.2	5.6
식자재유통	Sysco	USD	52.7	0.8%	2.1%	0.9%	-3.2%	-4.8%	0.6%	-6.9%	11.5%	28	21.3	11.5	43.4	11.1
	MARR	EUR	20.7	0.5%	-2.9%	-4.7%	-4.3%	19.5%	16.8%	-9.2%	29.6%	1.4	21.5	4.5	21.9	13.6
	CJ프레시웨이	KRW	43,250	2.1%	-1.4%	1.1%	4.3%	10.9%	16.7%	-8.5%	40.4%	513	36.3	3.0	7.0	12.4
	신세계푸드	KRW	138,000	-2.5%	-0.7%	-5.2%	-15.1%	-6.4%	-8.9%	-22.3%	13.1%	534	22.9	1.7	7.6	9.8
	현대그린푸드	KRW	17,400	1.2%	2.1%	-4.9%	-0.9%	13.0%	4.8%	-6.5%	14.5%	1,700	14.9	1.1	7.5	7.5
	롯데푸드	KRW	621,000	0.8%	3.5%	-1.0%	-6.6%	-4.3%	-10.1%	-13.0%	7.1%	850	-	-	-	-
	SPC삼립	KRW	160,500	0.3%	1.6%	-3.9%	-25.0%	-5.3%	-14.4%	-28.2%	8.8%	1,385	24.7	4.3	18.1	14.7

F&B Chart

↑ • 시총 단위는 십억, 백만 자료: Bloomberg

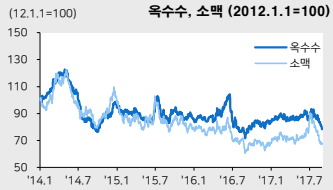

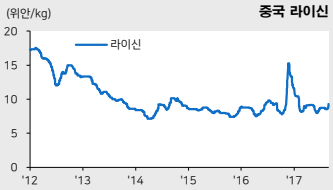

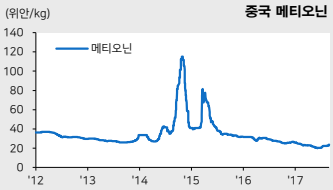

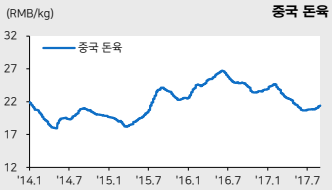

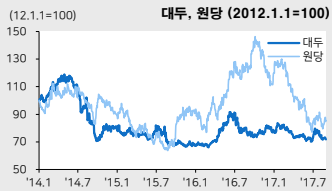

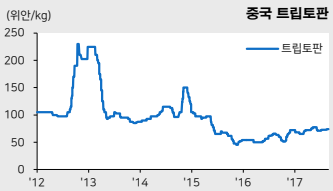

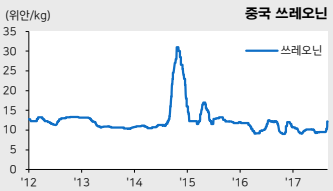

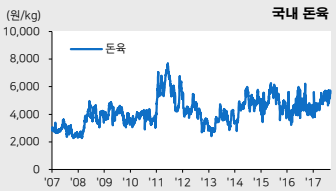

동 자료는 작성일 현재 사전고지와 관련한 사항이 없습니다. 당사는 동 자료에 언급된 종목과 계열회사의 관계가 없으며 2017년 8월 31일 현재 동 자료에 언급된 종목의 유가증권(DR, CB, IPO, 시장조성 등) 발행 관련하여 지난 6개월 간 주간사로 참여하지 않았습니다. 당사는 2017년 8월 31일 현재 동 자료에 언급된 종목의 지분을 1%이상 보유하고 있지 않습니다. 당사의 조사분석 담당자는 2017년 8월 31일 현재 동 자료에 언급된 종목의 지분을 보유하고 있지 않습니다.본 자료에 게재된 내용들은 본인의 의견을 정확하게 반영하고 있으며, 외부의 부당한 압력이나 간섭없이 작성되었음을 확인합니다. (작성자: 김정욱) 동 자료는 투자자들의 투자판단에 참고가 되는 정보제공을 목적으로 배포되는 자료입니다. 동 자료에 수록된 내용은 당사 리서치센터의 추정치로서 오차가 발생할 수 있으며 정확성이나 완벽성은 보장하지 않습니다. 동 자료를 이용하시는 분은 동 자료와 관련한 투자의 최종 결정은 자신의 판단으로 하시기 바랍니다.